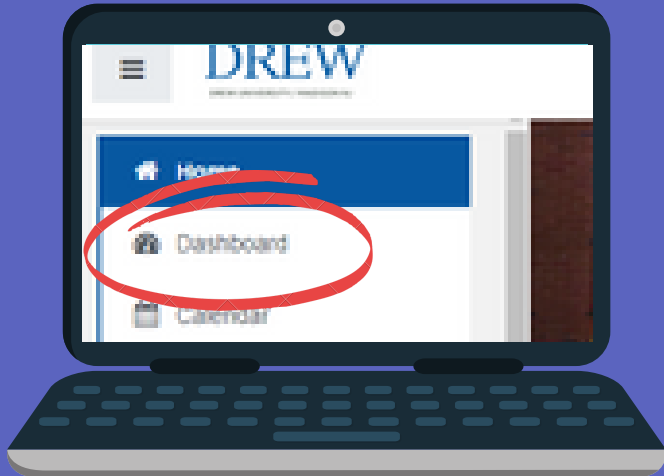


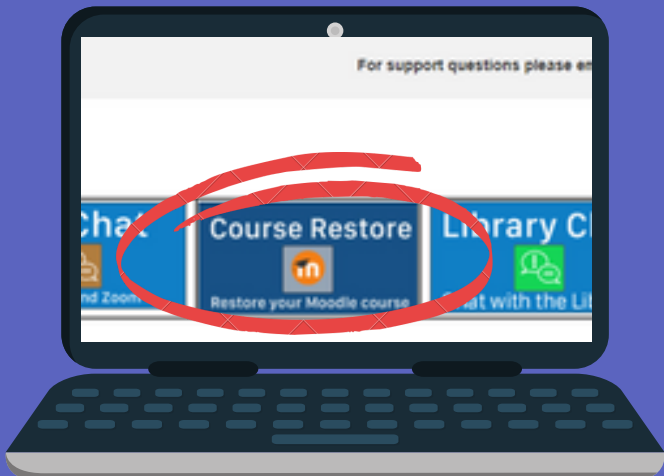
START-OF-THE-SEMESTER MOODLE REMINDERS



A new semester is starting but I can't find my courses on Moodle...

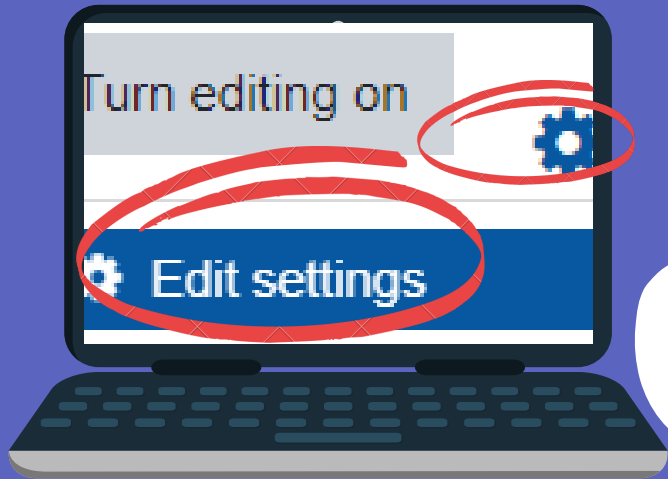


When you are logged into Moodle click on "Dashboard" in the left navigation pane. Select the "**Future**" filter in your Course Overview section



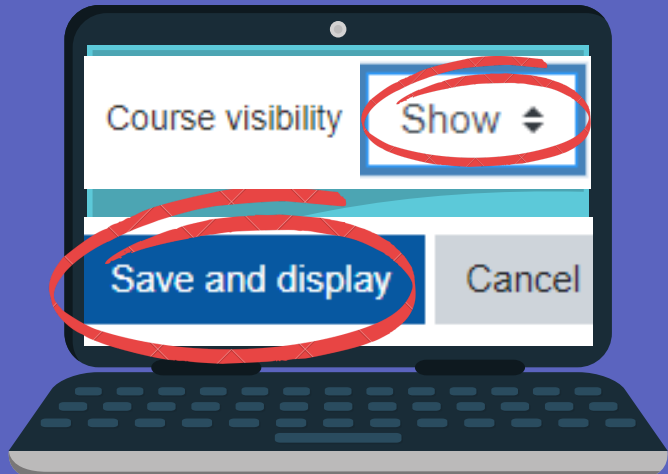
I would like a course restored from a previous semester

Watch this TWO minute tutorial on how you can do it yourself!
OR Fill out a "Course Restore" ticket when logged into Moodle.



By default, all courses are ***hidden*** for the new term

I am finished making updates to my course, how do I make it visible to my students?



1) Click on the cog wheel and "*Edit Settings.*"

2) In the **Visibility** field, click "*Show.*"

3) Click the "*Save and display*" button at the bottom.

HAVE A GREAT SEMESTER!

-YOUR COLLEAGUES IN INSTRUCTIONAL TECHNOLOGY